
















Sense Home Analytics: Real Signals, Not Rough Estimates

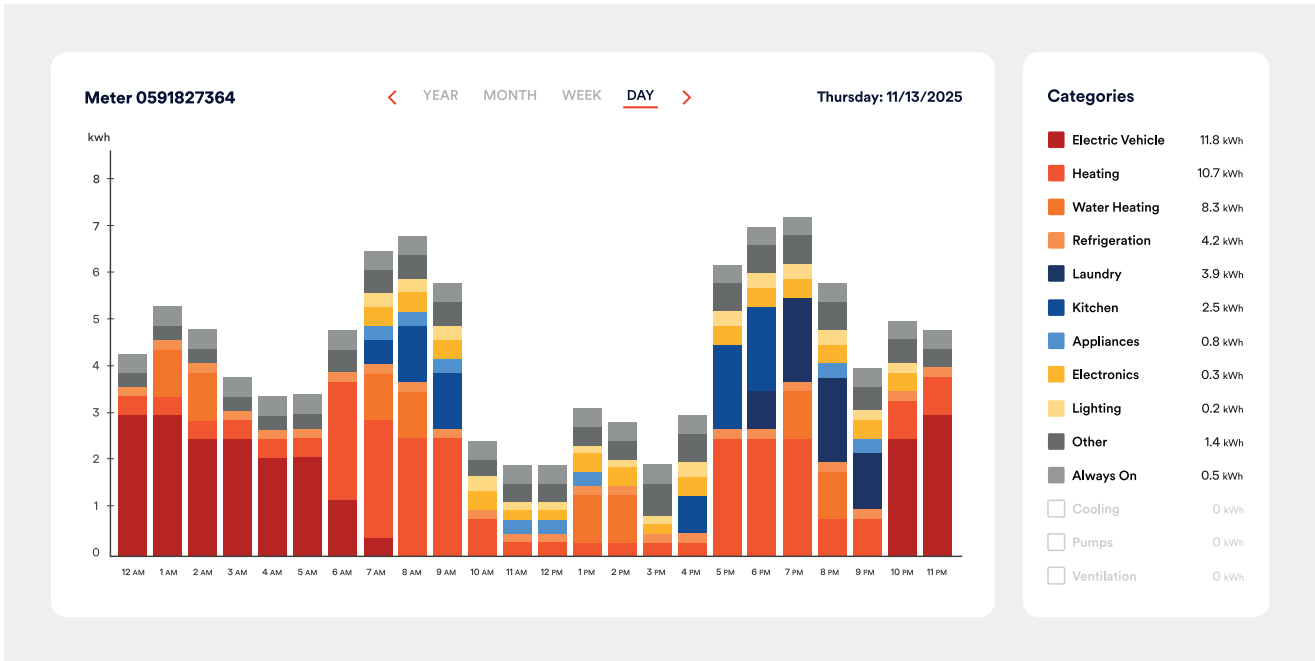
See what's really driving load at the grid edge

Home Analytics leverages Sense's distributed edge intelligence to detect and measure real-time energy consumption for 35+ devices in a home with unparalleled accuracy. Unlike other solutions that use 15-minute interval data to estimate what happened in prior days or months, Sense uses high-resolution waveform data to listen to those devices and provide precise insight about what, when, and how energy is being used. These insights fill a critical data gap for utilities.

Home Analytics provides the granular data utilities need to proactively manage a more dynamic grid and lower operational costs across planning, forecasting, and customer engagement. Home Analytics groups devices into categories, such as EVs, and delivers a daily summary of consumption on a configurable interval, enabling utilities to develop and run programs that shape the load while preserving customer privacy.

 Heating	 Cooling	 Refrigeration
 Appliances	 Always On	 Electronics
 Laundry	 Kitchen	 EVs
 Ventilation	 Pumps	 Other
 Water Heating	 Lighting	





Understand Load and What's Changing.

Granular load disaggregation shows what's really driving usage—from cooling and water heating to hard to detect inverter based loads like heat pumps.

Results Without Waiting or IoT.

No historical data needed. No hardware installs. No customer set up. Just immediate insights made possible by your smart meter rollout.

Faster Feedback. Smarter Adjustments.

Don't wait for year-end evaluations. Home Analytics gives you frequent, category-level insights so you can fine-tune programs, targeting interventions months earlier than legacy tools allow.

Catch Grid Stress Before It Hits.

Stay ahead of overloads and voltage swings. Home Analytics can help flag emerging issues early, maintaining grid reliability without the scramble.

Make Your Customers Feel Understood.

Build a grid that fits your customers with granular, real-world usage patterns that help you tailor TOU pricing, shape programs, and boost satisfaction.

Designed for Action. Built for Scale.

API-ready and easy to integrate, Home Analytics works with your systems across the utility from customer experience to operations and planning, scaling to meet your goals.



Want to learn more? Visit Sense.com/utilities or email us at utilities@sense.com.